

# LOUDSPEAKERS FOR TODAY'S ARCHITECTURE



*Welcome Home*

*Presence*<sup>®</sup>



# Presence®

LOUDSPEAKERS FOR TODAY'S ARCHITECTURE



## A-505

5-1/4" In-Ceiling  
2-way Loudspeaker

## A-606

6-1/2" In-Ceiling  
2-way Loudspeaker

## A-808

8" In-Ceiling  
2-way Loudspeaker

	A-505	A-606	A-808	
Woven Kevlar® Woofer with Butyl Rubber Surround	5-1/4"	6-1/2"	8"	Woofer Size
Silk, Soft-Dome, Pivoting Tweeter	3/4"	1"	1"	
Frequency Response	50 - 20K	45 - 20K	35 - 20K	Hz ± 3 dB
Power Handling	40 / 80	50 / 100	60 / 120	watts nom. / max.
Sensitivity	91	91	91	dB 1 watt / 1 meter
Impedance	8	8	8	ohms
Overall Dimensions	7-1/2"	8-3/8"	9-3/4"	Diameter
Cut-Out Dimensions	6-1/2"	7-3/8"	8-5/8"	Diameter
Loudspeaker Depth	2-3/8"	2-7/8"	3-3/8"	

### Features:

- High-temperature Polyimide voice coils
- High-grade crossovers
- Polyswitch overdrive protection
- Proven mounting system
- Frame and Grille may be painted to match mounting surface
- Sold and Shipped in Pairs

### Optional Pre-Construction Brackets



Supplied with grille, baffle & frame

Welcome Home



**OEM SYSTEMS COMPANY**  
 (775) 355-0405 ♦ (800) 291-0561 FAX  
[www.oemsystems.com](http://www.oemsystems.com) ♦ [info@oemsystems.com](mailto:info@oemsystems.com)

View all our  
Presence  
Models:





# Presence®

LOUDSPEAKERS FOR TODAY'S ARCHITECTURE



## A-SP6

6-1/2" In-Ceiling Loudspeaker

6-1/2" 2-way Single Point Stereo Loudspeaker

Frequency Response: 45Hz - 20kHz  $\pm$  3 dB

Power Handling: 50 watts nom. 100 max.  
both channels combined

Sensitivity: 91dB 1 watt / 1 meter

Impedance: 8 ohms nominal

Tweeter: Dual (L & R) 3/4" Silk, soft-dome tweeters

Cut-out dimensions: 7-3/4" dia. x 2-7/8" deep

Overall dimensions: 8-3/8" dia.

*Sold and shipped individually*

## A-SP8

8" In-Ceiling Loudspeaker

8" 2-way Single Point Stereo Loudspeaker

Frequency Response: 35Hz - 20kHz  $\pm$  3 dB

Power Handling: 60 watts nom. 120 max.  
both channels combined

Sensitivity: 91dB 1 watt / 1 meter

Impedance: 8 ohms nominal

Tweeter: Dual (L & R) 3/4" Silk, soft-dome tweeters

Cut-out dimensions: 8-5/8" dia. x 3-3/8" deep

Overall dimensions: 9-3/4" dia.

*Sold and shipped individually*

### Features:

- Woven Kevlar® woofers with butyl rubber surrounds
- High-temperature Polyimide voice coils
- High-grade crossovers
- Polyswitch overdrive protection
- Proven Mounting System
- Frame and Grille may be painted to match mounting surface

### Optional Pre-Construction Brackets



Supplied with  
grille, baffle  
& frame

*Welcome Home*



**OEM SYSTEMS COMPANY**  
(775) 355-0405 ♦ (800) 291-0561 FAX  
www.oemsystems.com ♦ info@oemsystems.com

View all our  
Presence  
Models:





# Presence®

LOUDSPEAKERS FOR TODAY'S ARCHITECTURE



## A-6LCRS

6-1/2" In-Ceiling Loudspeaker

6-1/2" 2-way 15° Angled Loudspeaker

Frequency Response: 45Hz - 20kHz ± 3 dB

Power Handling: 50 watts nom. 100 max.

Sensitivity: 91dB 1 watt / 1 meter

Impedance: 8 ohms nominal

Tweeter: 1" Silk, soft-dome, pivoting tweeter

Cut-out dimensions: 9-1/4" dia. x 5" deep

Overall dimensions: 10-3/4" dia.

*Sold and shipped individually*

## A-8LCRS

8" In-Ceiling Loudspeaker

8" 2-way 15° Angled Loudspeaker

Frequency Response: 35Hz - 20kHz ± 3 dB

Power Handling: 60 watts nom. 120 max.

Sensitivity: 91dB 1 watt / 1 meter

Impedance: 8 ohms nominal

Tweeter: 1" Silk, soft-dome, pivoting tweeter


Cut-out dimensions: 11-1/2" dia. x 5-3/4" deep

Overall dimensions: 12-7/8" dia.

*Sold and shipped individually*

### Features:

- Woven Kevlar® woofers with butyl rubber surrounds
- High-temperature Polyimide voice coils
- High-grade crossovers
- Polyswitch overdrive protection
- Proven mounting system
- Frame and Grille may be painted to match mounting surface



for  
A-6LCRS

RIR-615



RIR-815

for  
A-8LCRS

Optional Pre-Construction Brackets



Supplied with  
grille, baffle  
& frame

*Welcome Home*



**OEM SYSTEMS COMPANY**  
(775) 355-0405 ♦ (800) 291-0561 FAX  
www.oemsystems.com ♦ info@oemsystems.com

View all our  
Presence  
Models:





# Presence®

LOUDSPEAKERS FOR TODAY'S ARCHITECTURE

Limited  
**LIFETIME**  
Warranty



## PV-6LCRS

6-1/2" In-Ceiling 2-way  
15° Angled Loudspeaker

## PV-8LCRS

8" In-Ceiling 2-way  
15° Angled Loudspeaker

## PV-LCRS

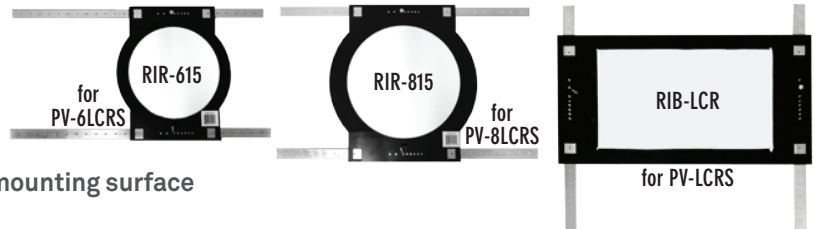
Dual 5-1/4" In-Wall 2-way  
Center / All Channel Loudspeaker

	PV-6LCRS	PV-8LCRS	PV-LCRS	
Poly Woofer with Butyl Rubber Surround	6-1/2"	8"	Dual 5-1/4"	Woofer Size
Silk, Soft-Dome, Pivoting Tweeter	3/4"	3/4"	1"	
Frequency Response	50 - 20K	35 - 20K	45 - 20K	Hz ± 3 dB
Power Handling	40 / 80	60 / 120	50 / 100	watts nom. / max.
Sensitivity	91	91	91	dB 1 watt / 1 meter
Impedance	8	8	8	ohms
Overall Dimensions	7-1/2" Diameter	12-7/8" Diameter	9" x 15-3/4"	
Cut-Out Dimensions	6-1/2" Diameter	11-1/2" Diameter	7-7/8" x 14-7/16"	
Loudspeaker Depth	2-3/8"	5-3/4"	3-1/2"	

### Features:

- High-temperature Polyimide voice coils
- High-grade crossovers
- Polyswitch overdrive protection
- Proven mounting system
- Frame and Grille may be painted to match mounting surface
- Sold and Shipped Individually

### Optional Pre-Construction Brackets



### Additional PV-LCRS Features:

- Phase plug pole piece extensions | IR Knockouts | Magnetically Shielded | Orient Vertically or Horizontally
- Industry Leading Superior Clamp-ring Mounting System

*Welcome Home*



**OEM SYSTEMS COMPANY**  
(775) 355-0405 ♦ (800) 291-0561 FAX  
www.oemsystems.com ♦ info@oemsystems.com

View all our  
Presence  
Models:





# Presence<sup>®</sup>

LOUDSPEAKERS FOR TODAY'S ARCHITECTURE



## A-LCRS Dual 5-1/4" In-Wall Center Channel Loudspeaker

Frequency Response: 45Hz - 20kHz  $\pm$  3 dB

Power Handling: 50 watts nom. 100 max.

Sensitivity: 91dB 1 watt / 1 meter

Impedance: 8 ohms nominal

Tweeter: 1" Silk, soft-dome, pivoting tweeter

Cut-out Dimensions: 7-7/8" x 14-7/16" x 3-1/2" deep

Overall Dimensions: 9" x 15-3/4"

*Sold and shipped individually*

### Features:

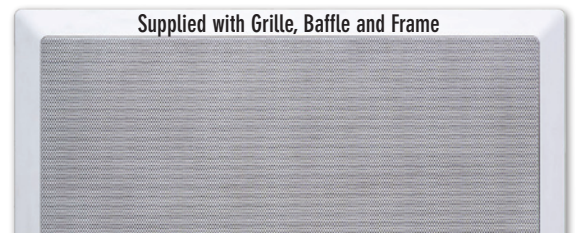
- Woven Kevlar<sup>®</sup> woofers with butyl rubber surrounds
- High-temperature Polyimide voice coils
- Phase plug pole piece extensions
- IR Knockouts
- High-grade crossovers
- Polyswitch overdrive protection
- Industry leading superior clamp-ring mounting system
- Magnetically shielded
- Orient Vertically or Horizontally
- Frame and Grille may be painted to match mounting surface



Optional Pre-Construction Brackets



Supplied with Grille, Baffle and Frame



*Welcome Home*



**OEM SYSTEMS COMPANY**  
(775) 355-0405 ♦ (800) 291-0561 FAX  
www.oemsystems.com ♦ info@oemsystems.com

View all our  
Presence  
Models:





# Presence®

LOUDSPEAKERS FOR TODAY'S ARCHITECTURE



## A-525

Dual 5-1/4" In-Wall  
2-way Loudspeaker

## A-650

6-1/2" In-Wall  
2-way Loudspeaker

## A-820

8" In-Wall  
2-way Loudspeaker

## A-830

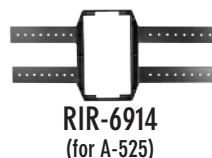
8" In-Wall  
3-way Loudspeaker

	A-525	A-650	A-820	A-830	
Woven Kevlar® Woofer with Butyl Rubber Surround	5-1/4"	6-1/2"	8"	8" <b>3-way</b>	Woofer Size
Silk, Soft-Dome, Pivoting Tweeter	1"	1"	1"	3/4"	
1-3/8" Textile Soft Dome Midrange				✓	
Frequency Response	50 - 20K	45 - 20K	35 - 20K	35- 20K	Hz ± 3 dB
Power Handling	40 / 80	50 / 100	60 / 120	60 / 100	watts nom. / max.
Sensitivity	91	91	91	91	dB 1 watt / 1 meter
Impedance	8	8	8	8	ohms
Overall Dimensions	6-3/4" x 9-3/8"	9-1/16" x 12-3/4"	10-1/2" x 14-1/2"	10-1/2" x 14-1/2"	W x H
Cut-Out Dimensions	5-1/2" x 8-3/16"	8" x 11-3/4"	9" x 13"	9" x 13"	W x H
Loudspeaker Depth	2-3/8"	3-1/4"	3-1/4"	3-1/4"	D
IR Knockouts		✓	✓	✓	

### Features:

- High-temperature Polyimide voice coils
- Phase plug pole piece extensions
- High-grade crossovers
- Polyswitch overdrive protection
- Industry leading superior clamp-ring mounting system
- Frame and Grille may be painted to match mounting surface
- Sold and Shipped in Pairs

### Optional Pre-Construction Brackets:



Welcome Home



OEM SYSTEMS COMPANY  
(775) 355-0405 ♦ (800) 291-0561 FAX  
www.oemsystems.com ♦ info@oemsystems.com

View all our  
Presence  
Models:





# Presence®

LOUDSPEAKERS FOR TODAY'S ARCHITECTURE



## A-525CC Dual 5-1/4" 2-way MTM LCRS Loudspeaker

The A-525CC has been optimized for high fidelity home theatre applications, primarily as a center channel speaker. The broad dispersion design does not limit the sweet spot to just one seat in the room but provides a large sound field to enjoy hi-fi audio.

Frequency Response: 80Hz - 20kHz  $\pm$  3 dB

Power Handling: 60 watts nom. 120 max.

Sensitivity: 89dB 2.83V / 1 meter

Impedance: 8 ohms nominal, 6 ohms minimum

Tweeter: 1" Silk dome ferro-fluid cooled tweeter with acoustically optimized aluminum baffle

Overall Dimensions: 18-5/16"W x 6-11/16"H x 6-5/8"D (including grille)

*Sold and shipped individually*



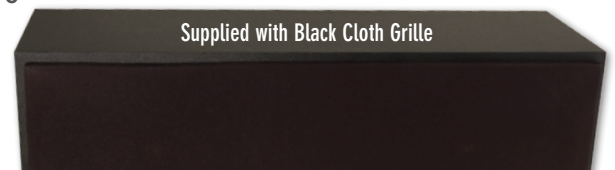
### Features:

- Dual 5-1/4" Magnetically shielded Kevlar® Woofers with butyl rubber surrounds
- Non-reflective-black MDF cabinet
- Equally suitable for left/right primary and surround channels
- Gold-Plated spring-post connections that accept up to #10 wire & dual banana plugs
- Proven mounting system

Rear Gold-Plated  
Spring-Post  
Connections



Supplied with Black Cloth Grille



*Welcome Home*



**OEM SYSTEMS COMPANY**  
(775) 355-0405 ♦ (800) 291-0561 FAX  
www.oemsystems.com ♦ info@oemsystems.com

View all our  
Presence  
Models:



Rev. E



# Presence®

LOUDSPEAKERS FOR TODAY'S ARCHITECTURE



## A-120 300W Powered Subwoofer with 12" Extra-Long-Throw Heavy Duty Driver



### Features:

- The A-120 subwoofer was designed for exceptional performance and value. It features a 12" extra-long excursion woofer with high BL motor. The bass reflex enclosure with flared port ensures extended bass response and high acoustic efficiency.
- The woofer is driven with an integral 300W, class A/B amplifier utilizing patented BASH® technology for high electrical efficiency.
- The integral rear-mounted 300W amplifier includes level, phase (continuously variable 0-180°) and crossover control to contour the subwoofer's output to blend with virtually all loudspeakers and room environments.
- The integral low-pass crossover network is continuously variable from 40Hz to 120Hz and can be bypassed if it is preferable to use an external crossover located in an outboard receiver or processor.
- The A-120's integral amplifier incorporates a defeatable signal-sensing circuit that automatically powers up the amplifier when a signal is detected.
- A double-insulated, isolated-ground electrical supply prevents electrical ground loops and reduces the noise floor of the entire audio system.

The A-120 is shipped with adjustable feet, (4 spiked and 4 rubber) with tool-less knurled jam nuts. These feet can be installed in the bottom of the enclosure in either a 3-point triangular pattern or a more traditional 4-point square pattern. The bottom of the enclosure has 5 threaded inserts arranged to accept either pattern.

### Included Hardware



Spiked Feet (4)



Knurled Jam Nuts (4)



Rubber Feet (4)

*Welcome Home*



**OEM SYSTEMS COMPANY**  
(775) 355-0405 ♦ (800) 291-0561 FAX  
www.oemsystems.com ♦ info@oemsystems.com

View all our  
Presence  
Models:




Rev. G



# Presence®

LOUDSPEAKERS FOR TODAY'S ARCHITECTURE



300 Watt RMS BASH® Amplifier

## A-120 300-Watt Powered Subwoofer with 12" Extra-Long-Throw Heavy Duty Driver



### Specifications:

Frequency Response:	28Hz - 300Hz (System Response)
Crossover Response:	40Hz - 120Hz (Low-pass filter with bypass switch)
Phase Adjustment:	0 - 180 degrees (Continuously variable)
Amplifier Output Power:	300 watts, with thermal and clipping limiters
Audio Inputs:	Summing stereo line level (RCA x 2) LFE (RCA shared with Left input connector) Speaker Level (Stereo 5-way binding post)
Input Impedance:	Line Level - 20k ohms, Unbalanced / Speaker Level - 220 ohms
Input Power:	120V 60Hz AC
Input Power Connection:	IEC 2-wire receptacle with integral fuse holder
Power (Mains) Fuse:	3.15A 250V T3.15AL (5x20mm) style Slow Blow
Power Modes:	Auto signal sensing and always on
Auto Off Delay:	~10 minutes
Overall Dimensions:	15-3/8"W x 17-5/16"H x 14-3/4"D (without feet)
Shipping Dimensions:	21"W x 20"H x 20"D
Weight:	43 lbs (19.5 kg)
Shipping Weight:	51 lbs (23.2 kg)

*Welcome Home*



**OEM SYSTEMS COMPANY**  
 (775) 355-0405 ♦ (800) 291-0561 FAX  
[www.oemsystems.com](http://www.oemsystems.com) ♦ [info@oemsystems.com](mailto:info@oemsystems.com)

View all our  
 Presence  
 Models:



Rev. G